



## OBJECTIVE

The Arch Ethereum Web3 token gives the broadest exposure to the Ethereum Web3 Index. Its constituents cover around 70% of the total market cap of this universe. To be included in the index, governance tokens should have at least 1.5% of the total market cap of the universe. The composition is defined considering the market cap weights of all the underlying assets.

## WHY \$WEB3?

1. Robust methodology to have diversified exposure.
2. The index token is monthly rebalanced to follow the market trends.
3. Avoid high transaction costs and complexity buying only a single token.

## PERFORMANCE

**\$1.21**



## PERFORMANCE TABLE

Year	Jan	Feb	Mar	Apr	May	Jun	Jul	Aug	Sep	Oct	Nov	Dec	Year	LTM	S. Inc.
2021											-4.60%	-19.52%	-23.22%	-23.22%	-23.22%
2022	-37.65%	-13.19%	23.97%	-33.50%	-37.42%	-32.29%	53.79%	-21.78%	-3.94%	0.54%	-19.50%	-17.41%	-85.40%	-85.40%	-88.79%
2023	54.36%	7.48%	-10.23%	-6.83%	-8.66%	-11.59%	14.36%	-21.96%	8.38%				8.38%	-27.95%	-87.85%

## IMPORTANT NOTICE

1 - Annualized based on weekly returns.

The price of the index is calculated based on the price and quantity of the underlying assets.

The closing price to calculate the performance of the index is the last price of the last month.

For periods less than a year the figures are cumulative returns. For periods over a year are annualized returns.

Returns are calculated net of fees.

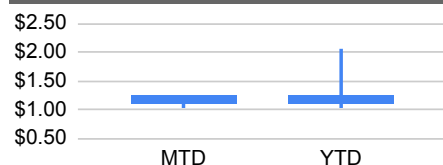
## KEY FACTS

Inception date	09-Nov-21
Market capitalization	\$163,814
Monthly trading volume	\$98,577
Exchanges	Uniswap v3   Quickswap
Liquidity	\$58,420
Total Supply	134,831
Minted tokens	45,455
Redeemed tokens	-33,931
Holders	1,195

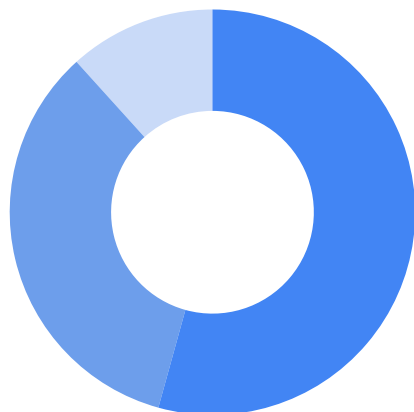
## FINANCIAL INFORMATION

Annualized return <sup>1</sup>	-55.86%
Standard deviation	80.33%
Beta vs ETH	0.51
Sharpe ratio	-0.70
Sortino ratio	-1.06

## PRICE RANGE

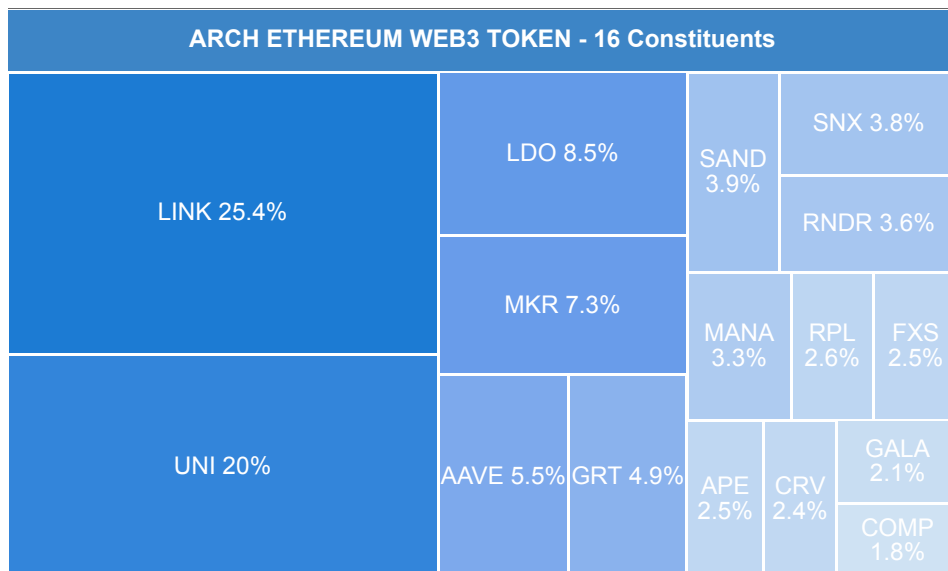


## DISTRIBUTION



● 54.3% Finance ● 34% Infrastruct...  
● 11.7% Consumer

## HOLDINGS



## KEY DATES

Last determination date	21-September-23
Last rebalance date	26-September-23
Next determination date	19-October-23
Next rebalance date	24-October-23

## METHODOLOGY

**Ethereum Web3 Market Universe.**

- ERC-20 tokens
- Market Capitalization: USD50M+
- Monthly traded volume ratio (MTVR): 10%+
- Trading days in the last 90 days: 90%+
- Tradable in non-custodial platform.

**Composition:**

Arch Ethereum Web3 Token is a market-capitalization weighted product comprised of tokens in the Web3 Index.

On every rebalancing cycle, tokens with more than 1.5% of the index market capitalization are included, while tokens with less than 1.0% of the index market capitalization are excluded.

Monthly rebalancing with a determination phase every third Thursday and a rebalanced phase every fourth Tuesday.

## TOKEN ADDRESS

 Ethereum	<a href="#">0xe8e8...e601</a>
 Polygon	<a href="#">0xbcd2...406a</a>

## CHARACTERISTICS

Ticker: WEB3  
Parent Index: Arch Ethereum Web3 Index  
Fees: 1.95% annual (accrued by block)  
Rebalancing period: Monthly

## DISCLAIMER

This material is for information purposes. This is not a recommendation or investment advice. For more information about Arch Index Tokens, reach us at [hello@arch.finance](mailto:hello@arch.finance)